


Boxer Enrollment Guide - iOS

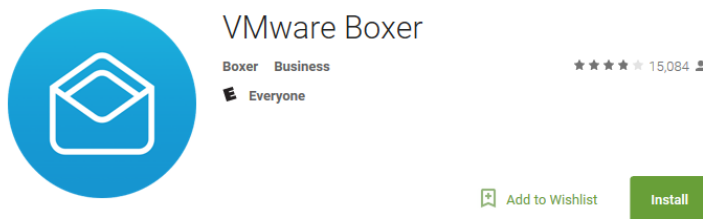
You are able to receive JPS email via the VMWare Boxer App from your Android using the following guide.

Steps:

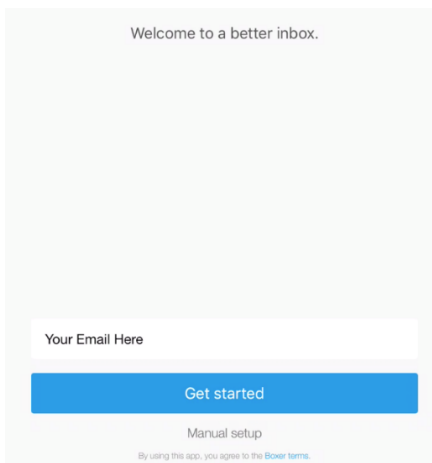
1. Launch your Google Play Store



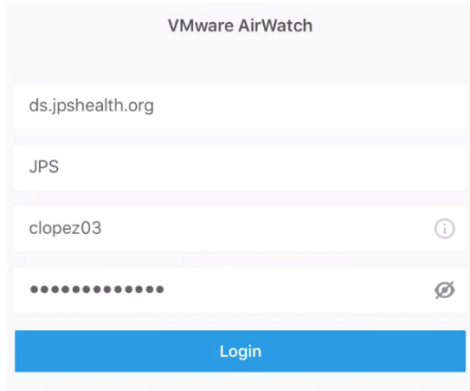
2. Search for VMWare Boxer and Download / Install



3. Launch VMWare Boxer either from your App Store or Main Screen
4. Enter your JPS email in the email box and push Getting Started



5. You will be prompted for your Username and Password input it and push Login



VMware AirWatch

ds.jpshealth.org

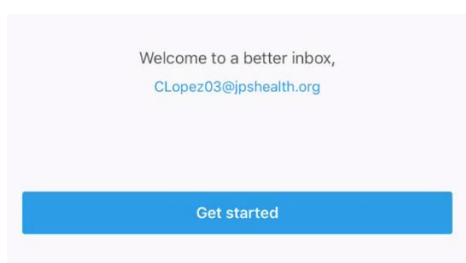
JPS

clopez03

.....

Login

6. Push Get Started on the “Welcome to a better inbox” screen



Welcome to a better inbox,
CLopez03@jpshealth.org

Get started

You now are able to use your email, if the emails do not come in immediately swipe down from the top to refresh.